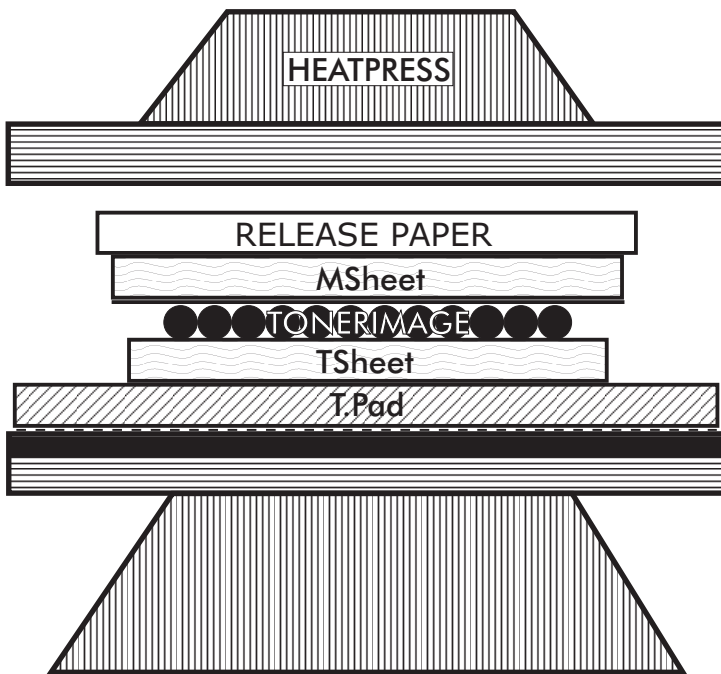


WoW7.8 Step 1




Important: Use T.Pad with smooth side up!
If you start from cold warm up for about 20 to 30 seconds!

Note: Place TSheet face down centered on the MSheet and make sure the TSheet edges do not touch the edges of the MSheet! Turn upside-down before placing on the T.Pad.




PRINT




MSheet




PRESS



140°C
285°F

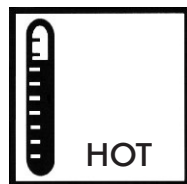


45 SEC



80 PSI
HIGH

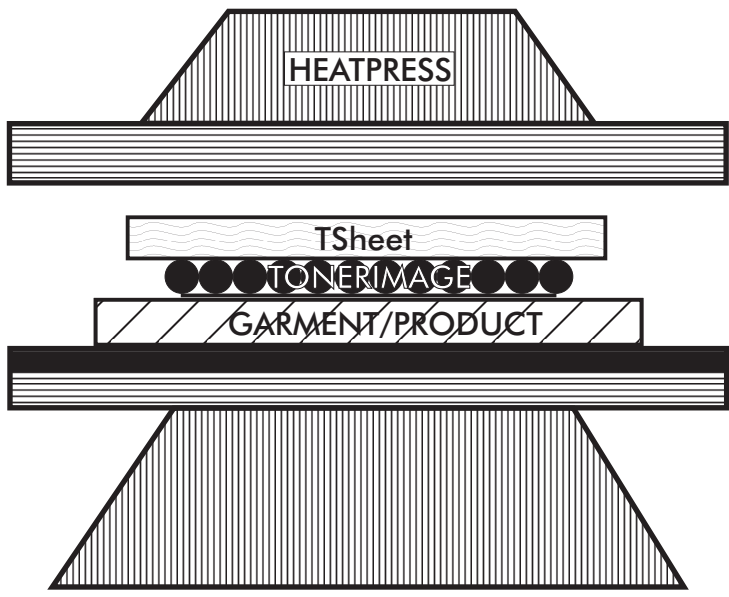
STRIP




HOT

Note: Strip apart right on the heat press in one slow steady motion in a very shallow angle! Do not remove the release paper before you strip!

WoW7.8 Step 2



PRESS



STRIP



Important: After removing the TSheet paper liner cover the image with T.Seal (NRP) and press again for about 20 seconds for the final seal.

Note: First wash after minimum 48 hours only!

Important: For A4XL and A3 increase the pressing time in the first step to 50 - 60 seconds!