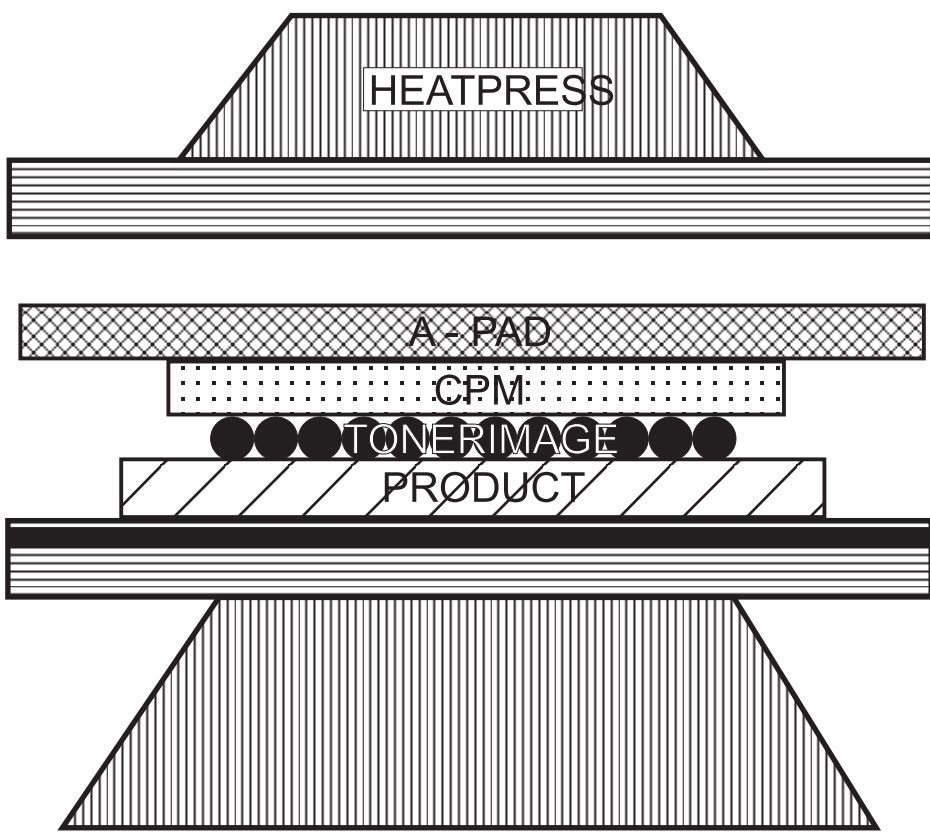


# All CPM




Note: Clean surface of the product before transfer! Leave a small unprinted border around the image!



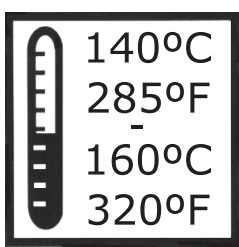
Strip off the backing paper after cooling down.  
Tip: Apply extra heat for glossy finish and higher durability!

Note: For certain Substrates/Materials/Products you can use the SoftPad or the Application Sponge instead of the Apad. This will allow to reduce pressing time. Please consult your MagicTouch Support Team for more details.

## PRINT



## PRESS



## PEEL

